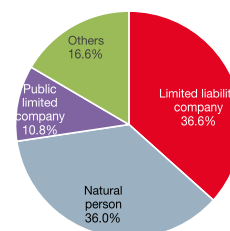


## First Major Economic Sector (MES) with a quarter of the Principality's establishments

In December 2021, the Scientific and technical activities, administrative and support service activities sector had 2,536 active establishments, i.e. almost a quarter (23.6%) of the Principality's entities. Around three in four establishments (73%) are a limited liability company or a natural person, compared with 54% for the Principality as a whole. With 36.0%, the share of natural persons is the highest of all MES (19.9% on average in the other business sectors).

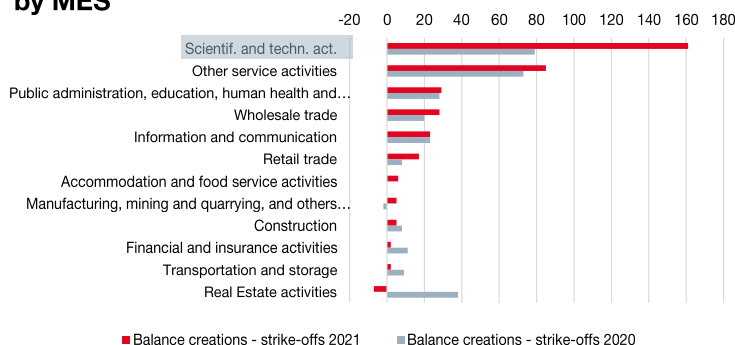
In 2021, 301 establishments were created within this MES (compared to 253 in 2020), which represents more than a third of total creations (825). In addition, 140 establishments were permanently struck-off (compared with 174 in 2020), resulting in a largely positive creation- strike-off balance of 161, more than double that of 2020. This is the most significant balance of all MES. The existence of an establishment in activity is 9.4 years compared to 13.2 years for all the MES, i.e. the lowest average of the MES.

### 1. Distribution of establishments in the sector in 2021 by legal status



Sources: Business Development Agency, Monaco Statistics

### 2. Balance creations—strike-offs in 2020 and 2021 by MES



Sources: Business Development Agency, Monaco Statistics

## Revenue at its highest level ever

### 3. Evolution of the sector revenue by NAF division

	2019	2020	2021	Var 20/21	Share	Var 19/21
Other professional, scientific and technical activities	168.2	1,012.9	939.1	-7.3%	35.6%	↗
Activities of head offices; management consultancy activities	534.1	449.6	453.8	0.9%	17.2%	↘
Rental and leasing activities	240.0	226.6	328.4	44.9%	12.4%	↗
Architectural and engineering activities; technical testing and analysis	268.8	308.8	268.0	-13.2%	10.2%	↘
Employment activities	204.4	175.0	222.3	27.0%	8.4%	↗
Others NAF divisions	652.1	350.6	427.1	21.8%	16.2%	↘
<b>Total revenue Scientific and technical activities</b>	<b>2,067.5</b>	<b>2,523.5</b>	<b>2,638.7</b>	<b>4.6%</b>	<b>100%</b>	<b>↗</b>
<b>Total revenue of the Principality excluding Financial and insurance activities</b>	<b>15,005.0</b>	<b>14,146.8</b>	<b>16,154.3</b>	<b>14.2%</b>		<b>↗</b>

Unit: million d'euros  
Sources: Department of Tax Services, Monaco Statistics

With 2.6 billion euros in 2021, Scientific and technical activities, administrative and support service activities represent 16.3% of total revenue, excluding Financial and insurance activities, making it the second largest sector behind Wholesale trade.

Rental and leasing activities and Temporary employment agency activities are driving the growth in revenue of this MES (+4.6%).

The increase is, however, limited by the result of Other professional, scientific and technical activities (especially construction support activities), which had benefited in 2020 from an exceptional operation, which continued in 2021 but to a lesser degree. Nevertheless, by multiplying its revenue by almost 6 between 2019 and 2021, this NAF division has carried the sector's growth over the period (+27.6%).

Scientific and technical activities, administrative and support service activities include all specialized professional, scientific and technical activities requiring a high level of training and providing specialized knowledge and skills to users, as well as all the various support activities for the general activities of companies such as accountants, notaries, architects, travel agencies, temporary employment agencies, etc...

## With over 12,600 employees, the sector is the leading employer in the Principality

### 4. Distribution of employees and employers in the sector by NAF division in 2021

	Employees			Employers		
	Number	Var 20/21	Share	Number	Var 20/21	Share
Employment activities	5,760	10.3%	45.5%	41	7.9%	5.6%
Activities of head offices; management consultancy activities	1,371	3.2%	10.8%	204	6.3%	27.8%
Architectural and engineering activities; technical testing and analysis	1,198	-2.7%	9.5%	94	2.2%	12.8%
Services to buildings and landscape activities	1,148	2.7%	9.1%	37	8.8%	5.0%
Legal and accounting activities	848	3.4%	6.7%	79	0.0%	10.8%
Others NAF divisions	2,346	14.5%	18.5%	279	3.7%	38.0%
<b>Total Scientific and technical activities, administrative and support service activities</b>	<b>12,672</b>	<b>7.6%</b>	<b>100%</b>	<b>734</b>	<b>4.3%</b>	<b>100%</b>
<b>Total in the Principality</b>	<b>53,079</b>	<b>4.1%</b>		<b>6,308</b>	<b>3.0%</b>	

Sources: Caisses Sociales de Monaco, Monaco Statistics

At the end of 2021, almost one in four employees in Monaco (23.9% or 12,672 employees) belonged to Scientific and technical activities, administrative and support service activities. This number is up by 7.6%, almost twice as much as the overall number of employees (+4.1%).

With 5,760 employees, Employment activities (which include temporary employment agencies) account for almost half of the employees in this sector (45.5%). After declining slightly in 2020, the number of employees in Employment activities is up sharply this year (+10.3%).

In December 2021, the top 4 NAF divisions account for

nearly 75% of this MES's workforce, with only Architectural and engineering activities; technical testing and analysis seeing a decline in headcount.

11.6% of the Principality's employers belong to this MES. This proportion rises to 20.4% if employers of domestic staff are excluded.

Activities of head offices; management consultancy activities account for the largest number (204, i.e. 27.8% of employers in the sector).


### The typical employee is a 41 year old man living in the Alpes-Maritimes

In 2021, employees in Scientific and technical activities, administrative and support service activities tend to live further away from the Principality, compared to all private sector employees. Indeed, of the 10,252 MES employees domiciled in France (82.8%), 62.2% live in the Alpes-Maritimes excluding neighboring municipalities, and one-fifth are residents of neighboring municipalities (compared to 55.6% and 23.5% respectively for the total). 9.8% of employees live in Italy and only 7.4% of employees in the sector live in Monaco (compared to 11.4% overall).

Employees are 41.0 years old on average in 2021, the same as in 2020, and women (40.4 years) are slightly younger than men (41.3 years). Regardless of gender, the 35-44 age group is the most represented, accounting for more than a quarter of the total population. This sector is thus younger than the average private sector employee population.

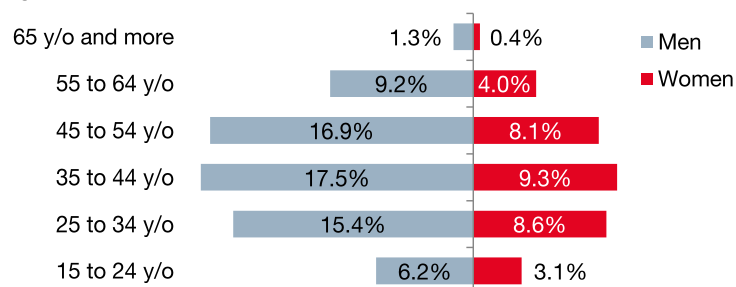
The sector appears to be more masculine than overall, with 66.5% men compared to 60.7%, but the number of women employees is growing slightly faster compared to 2020 (+8.6% versus +7.2% for men). Across all age groups, there are about twice as many male as female employees in this MES.

### 5. Distribution of sector employees by place of residence in 2021



Sources: Caisses Sociales de Monaco, Monaco Statistics

### 6. Distribution of sector employees by age group and gender in 2021



Sources: Caisses Sociales de Monaco, Monaco Statistics

In 2021, Temporary employment agency activities accounted for 10.8% of all employees in the Principality, and 45.2% of the MES workforce. Men are in the majority at 83.6% and the average age is 40.5 years. With almost all employees not residing in Monaco (97.9%), commuters are predominant in this type of activity. Revenue is 217.4 million euros, an increase of 27.4% compared to 2020.